

## De Anza College Office of Institutional Research and Planning

**To:** Matt Abrahams and Anu Khana, LinC Program Coordinators

**From:** Mallory Newell, De Anza Research  
Magan Penney, Student Assistant

**Date:** 7/16/2013

**Subject:** LinC Survey, Spring 2013

---

A survey of LinC program students was conducted at the end of the Spring quarter in 2013. The survey was distributed to all students enrolled in a LinC course which resulted in 89 valid respondents. All sections of the LinC program were given the opportunity to participate in the survey.

The sections that chose to participate include:

ELITD024.	01D
ESLD262.	01D
ESLD263.	01D
EWRTD001A	1YD
ICSD024.	01D
LARTD211.	01D
LARTD211.	03D
LARTD211.	04D
MATHD010.	06D

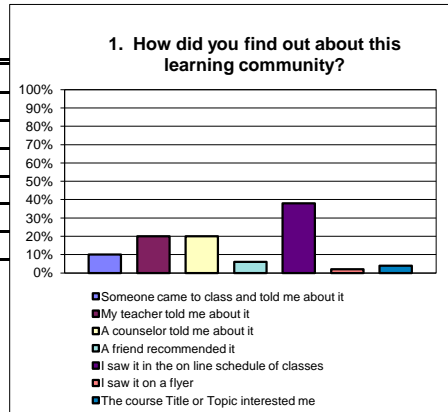
Important Highlights Include:

- 20% of respondents reported that they found out about the learning community by their teachers, 38% found it out in the online schedule of the classes, 20% by a counselor, 6% by a friend, and 2% on a flyer. The last 4% of respondents reported that the course title or topic interested them.
- 96% of respondents stated they worked with classmates during class “very often” or “often.”
- 89% of respondents described the quality of their relationship with teachers in this learning community as “very friendly, supportive and helpful” or “friendly, supportive and helpful.”
- 87% of respondents described the quality of their relationship with classmates in this learning community as “very friendly, supportive and helpful” or “friendly, supportive and helpful.”
- 61% of respondents described their overall educational experience in this learning community as “Excellent” or “very good.”
- 95% of respondents reported they would recommend this learning community to a friend or family member.

# De Anza College Learning in Communities Survey, Spring 2013

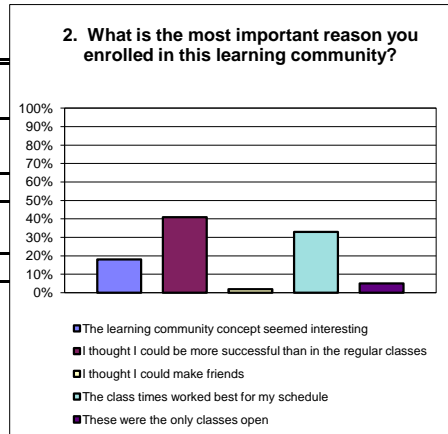
## 1. How did you find out about this learning community?

Response	N	%
Someone came to class and told me about it	8	10%
My teacher told me about it	18	20%
A counselor told me about it	19	20%
A friend recommended it	5	6%
I saw it in the on line schedule of classes	33	38%
I saw it on a flyer	2	2%
The course Title or Topic interested me	3	4%
<b>Total</b>	<b>88</b>	<b>100%</b>



## 2. What is the most important reason you enrolled in this learning community?

Response	N	%
The learning community concept seemed interesting	15	18%
I thought I could be more successful than in the regular classes	36	41%
I thought I could make friends	2	2%
The class times worked best for my schedule	29	33%
These were the only classes open	5	5%
<b>Total</b>	<b>87</b>	<b>100%</b>



# De Anza College Learning in Communities Survey, Spring 2013

**In this learning community, how often have you done items**

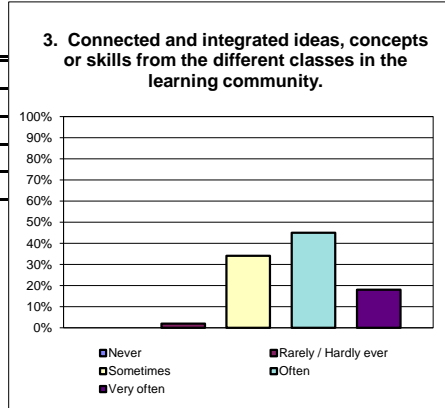
**#3-17?**

Please rate your experiences using the following scale:

- 1 = Never
- 2 = Rarely / Hardly ever
- 3 = Sometimes
- 4 = Often
- 5 = Very often

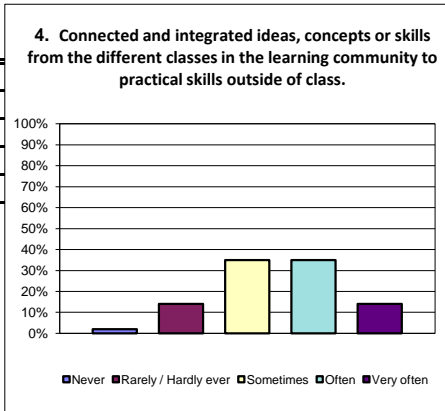
**3. Connected and integrated ideas, concepts or skills from the different classes in the learning community when discussing material and doing assignments.**

Response	N	%
Never	0	0%
Rarely / Hardly ever	2	2%
Sometimes	29	34%
Often	45	45%
Very often	16	18%
<b>Total</b>	<b>89</b>	<b>100%</b>



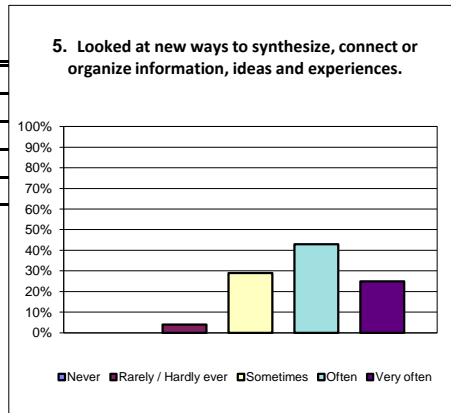
**4. Connected and integrated ideas, concepts or skills from the different classes in the learning community to practical skills outside of class.**

Response	N	%
Never	2	2%
Rarely / Hardly ever	13	14%
Sometimes	30	35%
Often	32	35%
Very often	12	14%
<b>Total</b>	<b>89</b>	<b>100%</b>



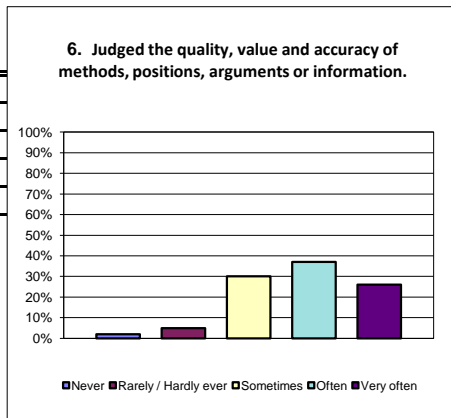
**5. Looked at new ways to synthesize, connect or organize information, ideas and experiences.**

Response	N	%
Never	0	0%
Rarely / Hardly ever	3	4%
Sometimes	25	29%
Often	38	43%
Very often	23	25%
<b>Total</b>	<b>89</b>	<b>100%</b>



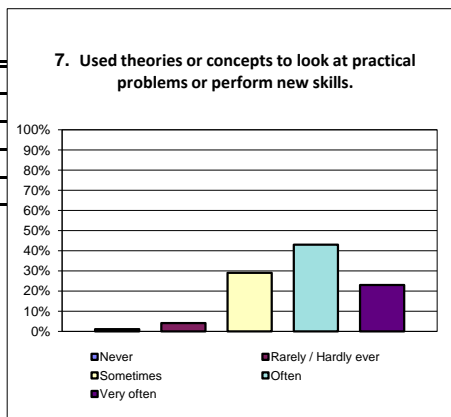
**6. Judged the quality, value and accuracy of methods, positions, arguments or information.**

Response	N	%
Never	2	2%
Rarely / Hardly ever	4	5%
Sometimes	26	30%
Often	34	37%
Very often	23	26%
<b>Total</b>	<b>89</b>	<b>100%</b>



**7. Used theories or concepts to look at practical problems or perform new skills.**

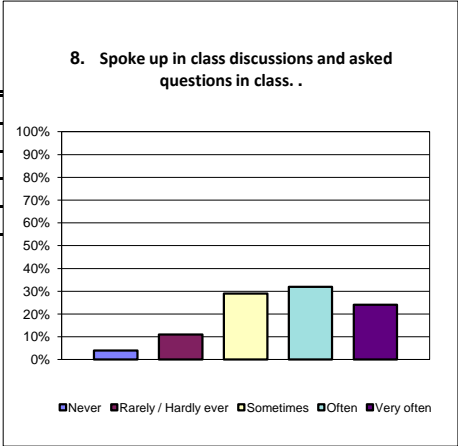
Response	N	%
Never	1	1%
Rarely / Hardly ever	3	4%
Sometimes	25	29%
Often	39	43%
Very often	21	23%
<b>Total</b>	<b>89</b>	<b>100%</b>



De Anza College Learning in Communities Survey, Spring 2013

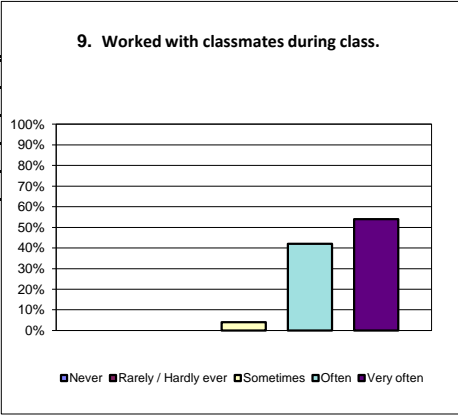
**8. Spoke up in class discussions and asked questions in class.**

Response	N	%
Never	3	4%
Rarely / Hardly ever	10	11%
Sometimes	25	29%
Often	30	32%
Very often	21	24%
<b>Total</b>	<b>89</b>	<b>100%</b>



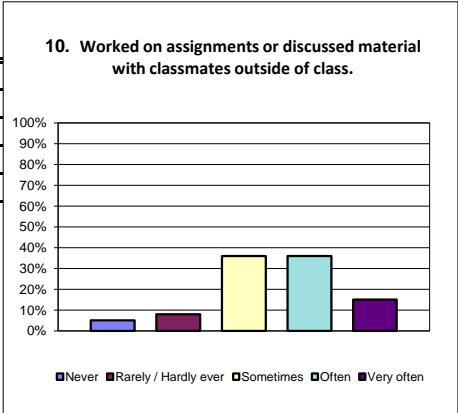
**9. Worked with classmates during class.**

Response	N	%
Never	0	0%
Rarely / Hardly ever	0	0%
Sometimes	4	4%
Often	38	42%
Very often	47	54%
<b>Total</b>	<b>89</b>	<b>100%</b>



**10. Worked on assignments or discussed material with classmates outside of class.**

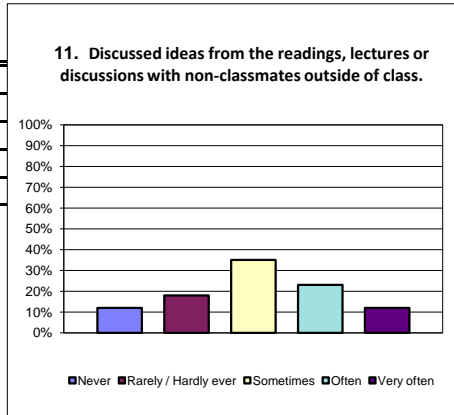
Response	N	%
Never	4	5%
Rarely / Hardly ever	7	8%
Sometimes	33	36%
Often	32	36%
Very often	13	15%
<b>Total</b>	<b>89</b>	<b>100%</b>



# De Anza College Learning in Communities Survey, Spring 2013

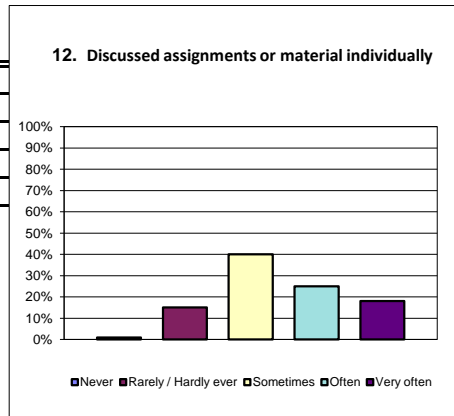
## 11. Discussed ideas from the readings, lectures or discussions with non-classmates outside of class.

Response	N	%
Never	10	12%
Rarely / Hardly ever	15	18%
Sometimes	31	35%
Often	22	23%
Very often	11	12%
<b>Total</b>	<b>89</b>	<b>100%</b>



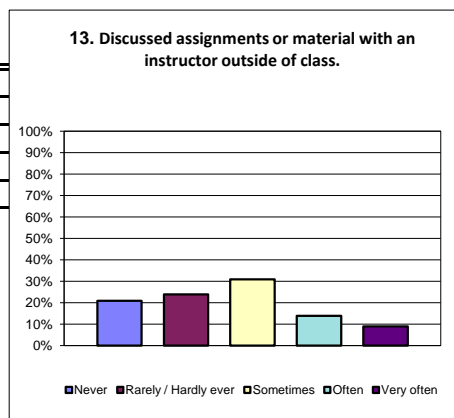
## 12. Discussed assignments or material individually with an instructor in class.

Response	N	%
Never	1	1%
Rarely / Hardly ever	13	15%
Sometimes	36	40%
Often	22	25%
Very often	17	18%
<b>Total</b>	<b>89</b>	<b>100%</b>



## 13. Discussed assignments or material with an instructor outside of class.

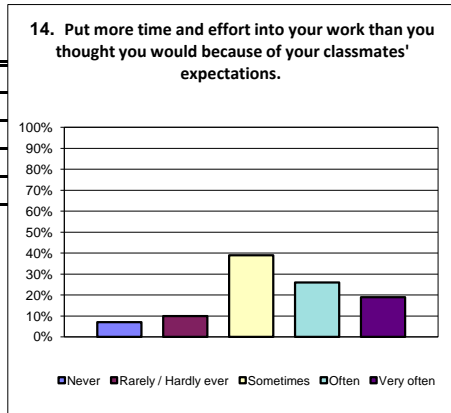
Response	N	%
Never	18	21%
Rarely / Hardly ever	22	24%
Sometimes	28	31%
Often	13	14%
Very often	8	9%
<b>Total</b>	<b>89</b>	<b>100%</b>



# De Anza College Learning in Communities Survey, Spring 2013

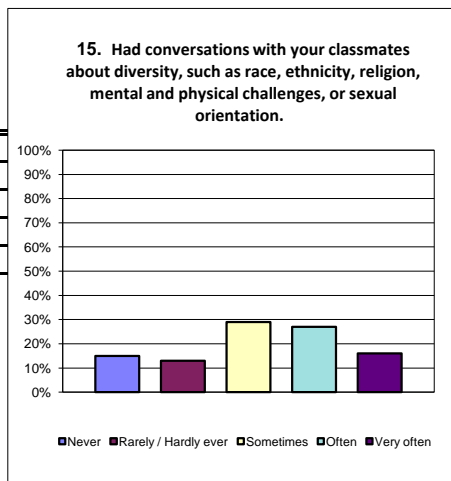
## 14. Put more time and effort into your work than you thought you would because of your classmates' expectations.

Response	N	%
Never	6	7%
Rarely / Hardly ever	8	10%
Sometimes	34	39%
Often	23	26%
Very often	17	19%
<b>Total</b>	<b>88</b>	<b>100%</b>



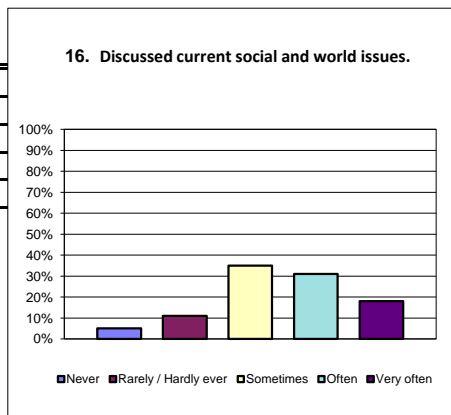
## 15. Had conversations with your classmates about diversity, such as race, ethnicity, religion, mental and physical challenges, or sexual orientation.

Response	N	%
Never	13	15%
Rarely / Hardly ever	12	13%
Sometimes	25	29%
Often	24	27%
Very often	15	16%
<b>Total</b>	<b>89</b>	<b>100%</b>



## 16. Discussed current social and world issues.

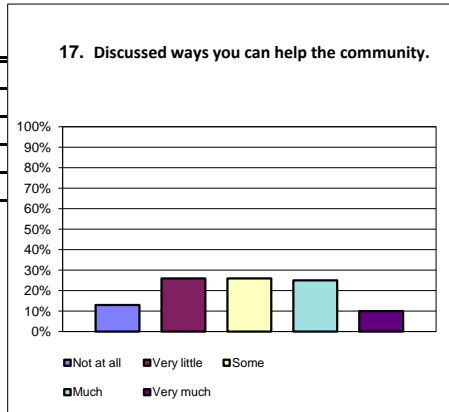
Response	N	%
Never	4	5%
Rarely / Hardly ever	11	11%
Sometimes	30	35%
Often	28	31%
Very often	16	18%
<b>Total</b>	<b>89</b>	<b>100%</b>



# De Anza College Learning in Communities Survey, Spring 2013

## 17. Discussed ways you can help the community.

Response	N	%
Not at all	11	13%
Very little	23	26%
Some	24	26%
Much	21	25%
Very much	9	10%
<b>Total</b>	<b>88</b>	<b>100%</b>



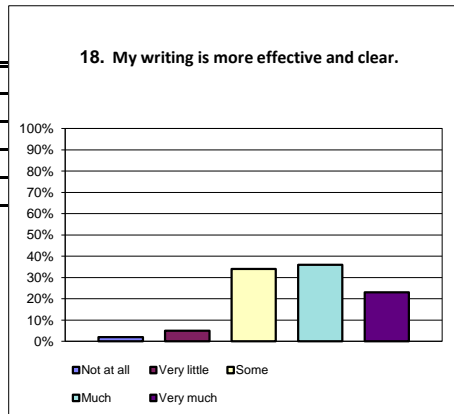
## What benefits have you gotten by your experience in this learning community?

Please use the following scale when answering #18-32:

- 1= Not at all
- 2 = Very little
- 3 = Some
- 4 = Much
- 5 = Very much

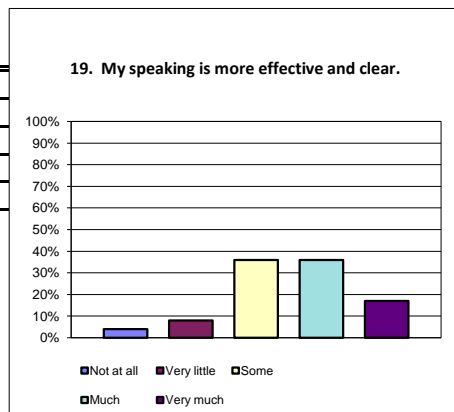
## 18. My writing is more effective and clear.

Response	N	%
Not at all	2	2%
Very little	4	5%
Some	30	34%
Much	32	36%
Very much	21	23%
<b>Total</b>	<b>89</b>	<b>100%</b>



## 19. My speaking is more effective and clear.

Response	N	%
Not at all	3	4%
Very little	7	8%
Some	31	36%
Much	33	36%
Very much	15	17%
<b>Total</b>	<b>89</b>	<b>100%</b>

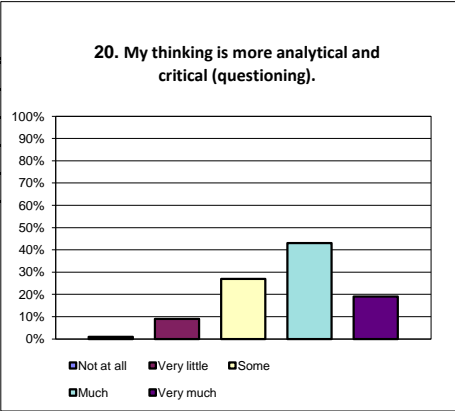




De Anza College Learning in Communities Survey, Spring 2013

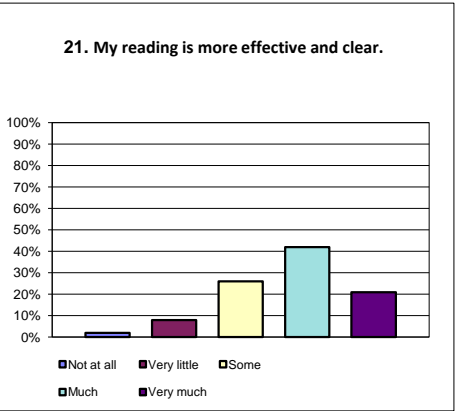
20. My thinking is more analytical and critical (questioning).

Response	N	%
Not at all	1	1%
Very little	8	9%
Some	23	27%
Much	40	43%
Very much	17	19%
<b>Total</b>	<b>89</b>	<b>100%</b>



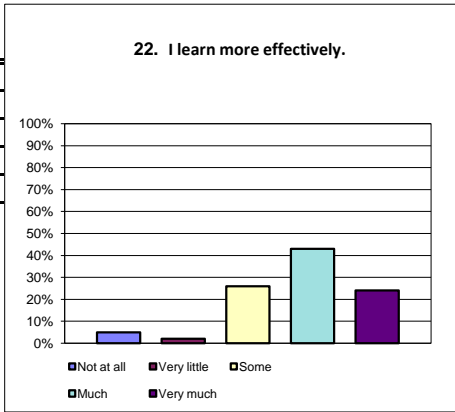
21. My reading is more effective and clear.

Response	N	%
Not at all	2	2%
Very little	7	8%
Some	23	26%
Much	37	42%
Very much	20	21%
<b>Total</b>	<b>89</b>	<b>100%</b>



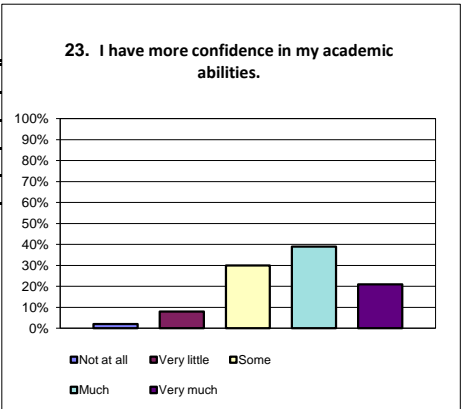
22. I learn more effectively.

Response	N	%
Not at all	4	5%
Very little	2	2%
Some	23	26%
Much	38	43%
Very much	22	24%
<b>Total</b>	<b>89</b>	<b>100%</b>



**23. I have more confidence in my academic abilities.**

Response	N	%
Not at all	2	2%
Very little	7	8%
Some	26	30%
Much	35	39%
Very much	19	21%
<b>Total</b>	<b>89</b>	<b>100%</b>



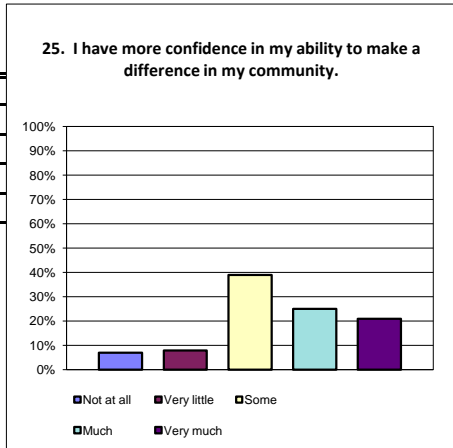
**24. I have more confidence in my leadership abilities.**

Response	N	%
Not at all	5	6%
Very little	5	5%
Some	29	33%
Much	25	28%
Very much	24	28%
<b>Total</b>	<b>88</b>	<b>100%</b>



**25. I have more confidence in my ability to make a difference in my community.**

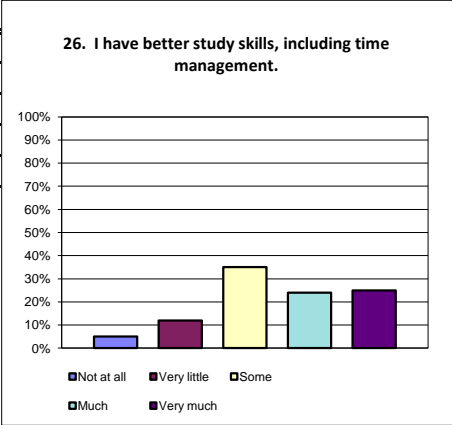
Response	N	%
Not at all	6	7%
Very little	7	8%
Some	22	39%
Much	23	25%
Very much	18	21%
<b>Total</b>	<b>87</b>	<b>100%</b>



De Anza College Learning in Communities Survey, Spring 2013

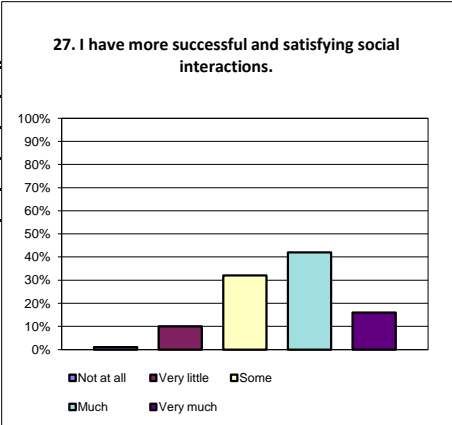
26. I have better study skills, including time management.

Response	N	%
Not at all	4	5%
Very little	10	12%
Some	32	35%
Much	20	24%
Very much	22	25%
<b>Total</b>	<b>88</b>	<b>100%</b>



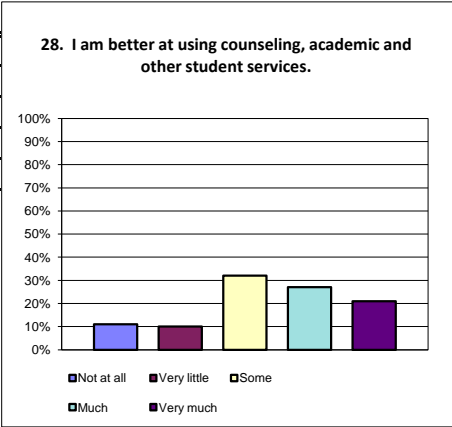
27. I have more successful and satisfying social interactions.

Response	N	%
Not at all	1	1%
Very little	8	10%
Some	28	32%
Much	37	42%
Very much	14	16%
<b>Total</b>	<b>88</b>	<b>100%</b>



28. I am better at using counseling, academic and other student services.

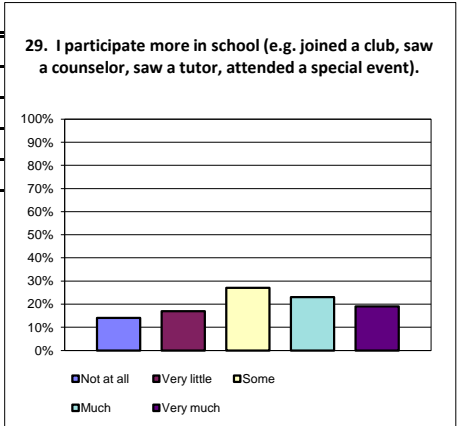
Response	N	%
Not at all	9	11%
Very little	8	10%
Some	28	32%
Much	24	27%
Very much	19	21%
<b>Total</b>	<b>88</b>	<b>100%</b>



# De Anza College Learning in Communities Survey, Spring 2013

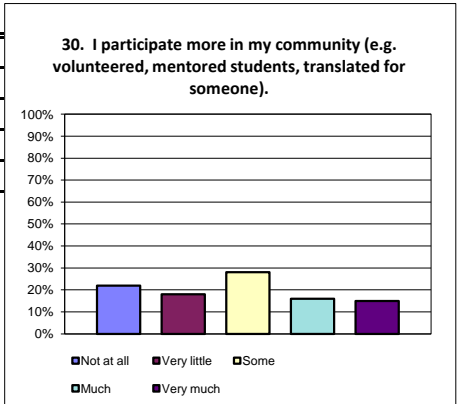
**29. I participate more in school (e.g. joined a club, saw a counselor, saw a tutor, attended a special event).**

Response	N	%
Not at all	12	14%
Very little	16	17%
Some	24	27%
Much	20	23%
Very much	17	19%
<b>Total</b>	<b>89</b>	<b>100%</b>



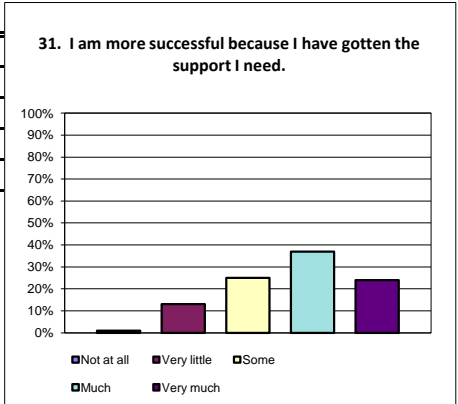
**30. I participate more in my community (e.g. volunteered, mentored students, translated for someone).**

Response	N	%
Not at all	19	22%
Very little	18	18%
Some	25	28%
Much	14	16%
Very much	13	15%
<b>Total</b>	<b>89</b>	<b>100%</b>



**31. I am more successful because I have gotten the support I need.**

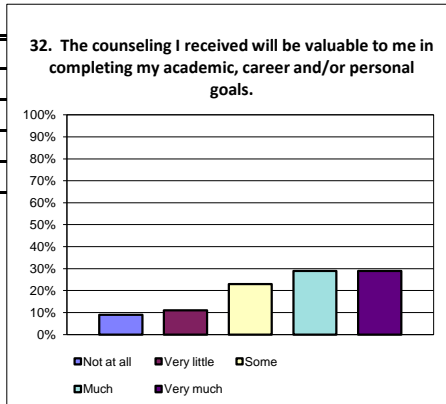
Response	N	%
Not at all	1	1%
Very little	11	13%
Some	22	25%
Much	32	37%
Very much	22	24%
<b>Total</b>	<b>88</b>	<b>100%</b>



# De Anza College Learning in Communities Survey, Spring 2013

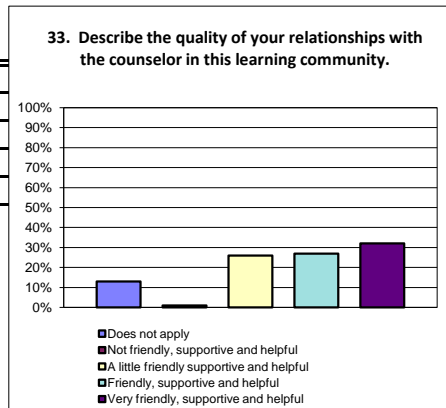
### 32. The counseling I received will be valuable to me in completing my academic, career and/or personal goals.

Response	N	%
Not at all	7	9%
Very little	9	11%
Some	20	23%
Much	25	29%
Very much	25	29%
<b>Total</b>	<b>86</b>	<b>100%</b>



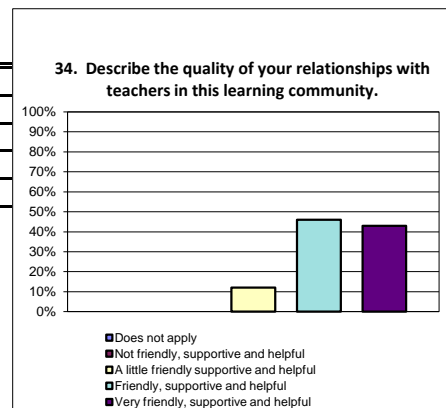
### 33. Describe the quality of your relationships with the counselor in this learning community.

Response	N	%
Does not apply	11	13%
Not friendly, supportive and helpful	1	1%
A little friendly supportive and helpful	22	26%
Friendly, supportive and helpful	25	27%
Very friendly, supportive and helpful	28	32%
<b>Total</b>	<b>87</b>	<b>100%</b>



### 34. Describe the quality of your relationships with teachers in this learning community.

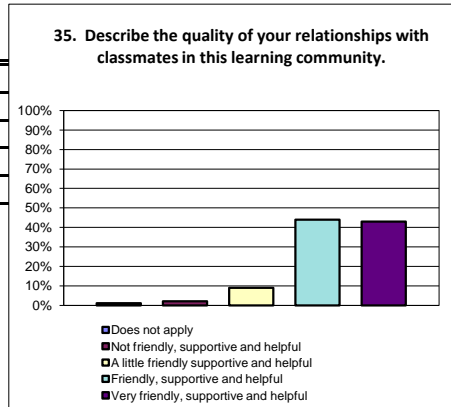
Response	N	%
Does not apply	0	0%
Not friendly, supportive and helpful	0	0%
A little friendly supportive and helpful	10	12%
Friendly, supportive and helpful	39	46%
Very friendly, supportive and helpful	38	43%
<b>Total</b>	<b>87</b>	<b>100%</b>



# De Anza College Learning in Communities Survey, Spring 2013

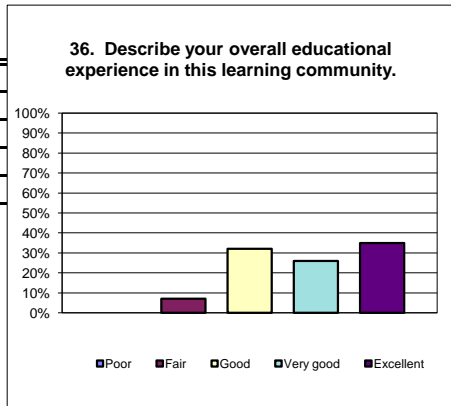
## 35. Describe the quality of your relationships with classmates in this learning community.

Response	N	%
Does not apply	1	1%
Not friendly, supportive and helpful	2	2%
A little friendly supportive and helpful	9	9%
Friendly, supportive and helpful	39	44%
Very friendly, supportive and helpful	37	43%
<b>Total</b>	<b>88</b>	<b>100%</b>



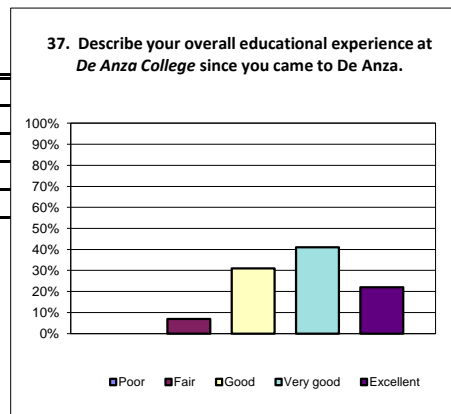
## 36. Describe your overall educational experience in this learning community.

Response	N	%
Poor	0	0%
Fair	6	7%
Good	28	32%
Very good	23	26%
Excellent	31	35%
<b>Total</b>	<b>88</b>	<b>100%</b>



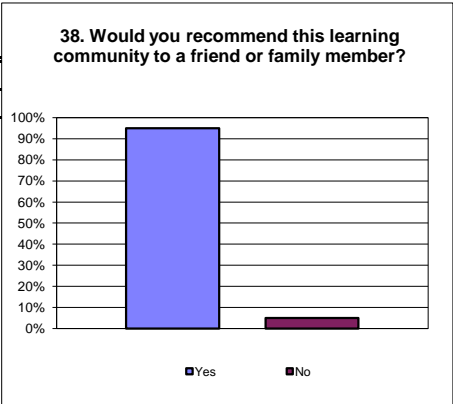
## 37. Describe your overall educational experience at De Anza College since you came to De Anza.

Response	N	%
Poor	0	0%
Fair	6	7%
Good	28	31%
Very good	35	41%
Excellent	19	22%
<b>Total</b>	<b>88</b>	<b>100%</b>



**38. Would you recommend this learning community to a friend or family member?**

Response	N	%
Yes	83	95%
No	4	5%
<b>Total</b>	<b>87</b>	<b>100%</b>



---

# De Anza College Learning in Communities Survey

## Page 1 of 2

This survey will be used for research purposes only. All responses will remain anonymous and any data that is reported will be at the aggregate level (no individual data will be given out). You may choose not to answer any question.

This survey will help the Learning in Communities(LinC) Program serve students better. The results will be given to the research staff, not your instructor. This survey is voluntary and completing it shows your willingness to participate.

Please answer all questions in relation to this learning community this quarter.

We greatly appreciate your participation!

### 1. How did you find out about this learning community?

### 2. What is the most important reason you enrolled in this learning community?

### In this learning community, how often have you done items #3-16?

Please rate your experiences using the following scale:

- 1 = Never
- 2 = Rarely / Hardly ever
- 3 = Sometimes
- 4 = Often
- 5 = Very often



**3. Connected and integrated ideas, concepts or skills from the different classes in the learning community when discussing material and doing assignments.**

**4. Connected and integrated ideas, concepts or skills from the different classes in the learning community to practical skills outside of class.**

**5. Looked at new ways to synthesize, connect or organize information, ideas and experiences.**

**6. Judged the quality, value and accuracy of methods, positions, arguments or information.**

**7. Used theories or concepts to look at practical problems or perform new skills.**

**8. Spoke up in class discussions and asked questions in class.**

**9. Worked with classmates during class.**

**10. Worked on assignments or discussed material with classmates outside of class.**

**11. Discussed ideas from the readings, lectures or discussions with non-classmates outside of class.**

**12. Discussed assignments or material individually with an instructor in class.**

**13. Discussed assignments or material with an instructor outside of class.**

**14. Put more time and effort into your work than you thought you would because of your classmates' expectations.**

**15. Had conversations with your classmates about diversity, such as race, ethnicity, religion, mental and physical challenges, or sexual orientation.**

**16. Discussed current social and world issues.**

**17. Discussed ways you can help the community.**

---

# De Anza College Learning in Communities Survey

Page 2 of 2

**What benefits have you gotten by your experience in this learning community?**

Please use the following scale when answering #17-26:

- 1 = Not at all**
- 2 = Very little**
- 3 = Some**
- 4 = Much**
- 5 = Very much**

**18. My writing is more effective and clear.**

**19. My speaking is more effective and clear.**

**20. My thinking is more analytical and critical (questioning).**

**21. My reading is more effective and clear.**

**22. I learn more effectively.**

**23. I have more confidence in my academic abilities.**

**24. I have more confidence in my leadership abilities.**

**25. I have more confidence in my ability to make a difference in my community.**

**26. I have better study skills, including time management.**

**27. I have more successful and satisfying social interactions.**

**28. I am better at using counseling, academic and other student services.**

**29. I participate more in school (e.g. joined a club, saw a counselor, saw a tutor, attended a special event).**

**30. I participate more in my community (e.g. volunteered, mentored students,**

translated for someone).

**31. I am more successful because I have gotten the support I need.**

**32. The counseling I received will be valuable to me in completing my academic, career and/or personal goals.**

**33. Describe the quality of your relationships with the counselor in this learning community.**

**34. Describe the quality of your relationships with teachers in this learning community.**

**35. Describe the quality of your relationships with classmates in this learning community.**

**36. Describe your overall educational experience in *this learning community*.**

**37. Describe your overall educational experience at *De Anza College* since you came to De Anza.**

**38. Would you recommend this learning community to a friend or family member?**

**Thank you again for your feedback!**

---

Submit Survey